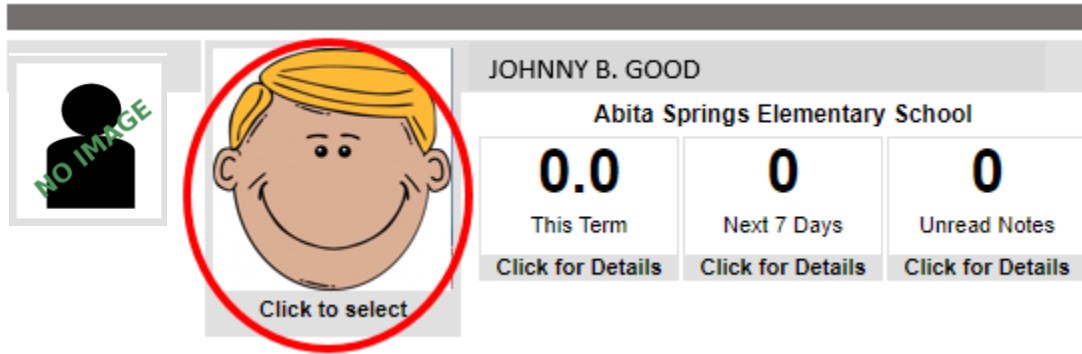


How Parents Access Teacher Websites

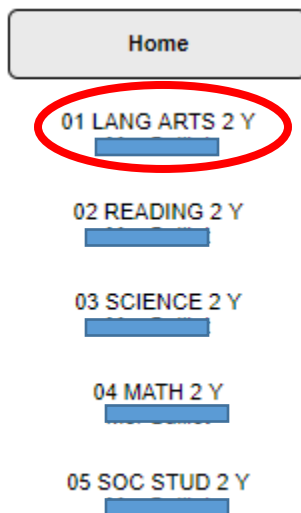
1. Go to Student Progress Center website: <https://jpams.stpsb.org/progress/>
2. Log into your child's account. If you have not registered an account for your child yet, you will need to contact the school secretary and ask for your child's 8 digit student ID number and the parents PSN number. You can then register your child.
3. Once you are logged in, click on your child's picture OR the grey box that says no image.



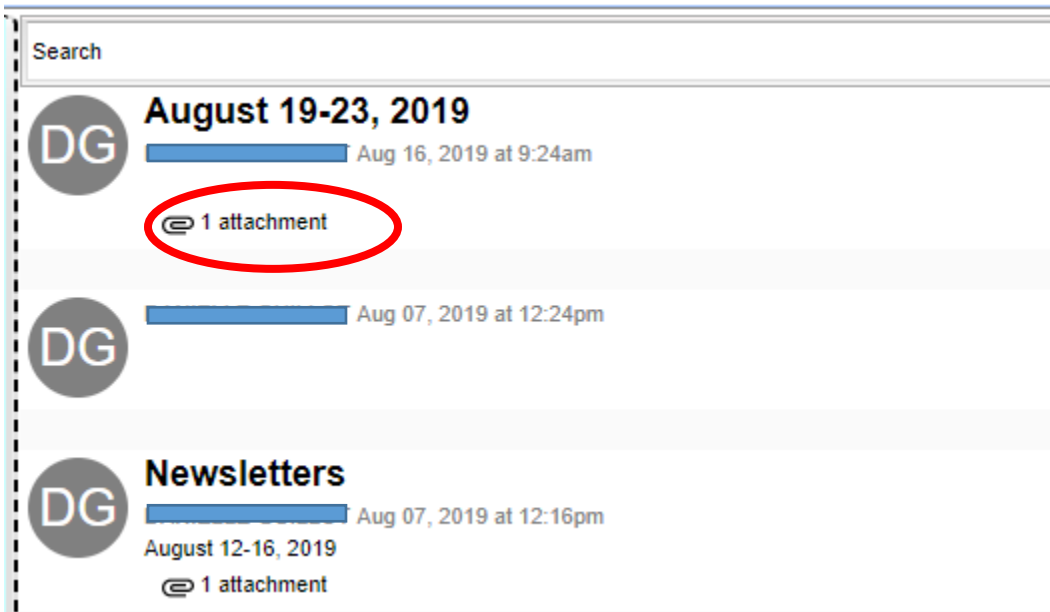
4. Click on the tab at the top that says Pages.



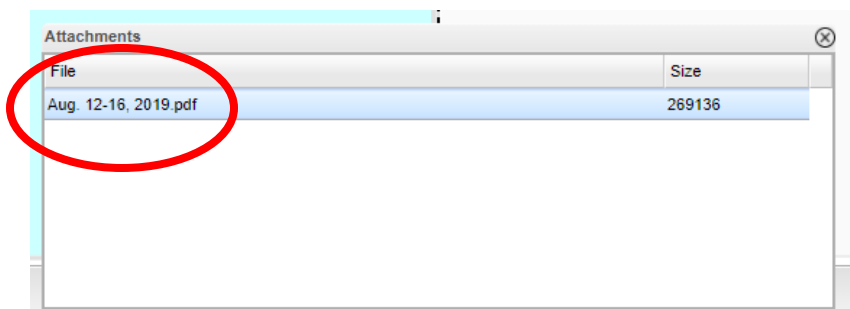
5. On the left hand side click on one of your child's classes.



6. Look to the right hand side and click on the word **attachment** to view each week's newsletter.



Click on the file when it opens.



7. Check out the calendar for school events. You can click on the three lines to the right to change what you would like to view on your calendar.

